



ÁREA ACADÉMICA - REPORTE DE RESULTADOS

SIMCE

4° Lectura	2012	2013	2014	2015	2016	2017	2018	Variación
LMRP	299	279	262	279	286	271	285	14
LJDC	284	290	303	300	278	288	300	12
LSF	281	262	260	260	282	261	291	30
CEMLAP	277	269	268	258	274	275	282	7
SM	273	263	291	246	277	295	275	-20
NSC	256	249	253	250	272	275	278	3
SAH	255	256	279	279	271	279	283	4
RED SECST	275	267	274	267	277	278	285	7
Nacional	267	264	264	265	267	269	271	2

4° Matemática	2012	2013	2014	2015	2016	2017	2018	Variación
LMRP	275	273	264	274	273	267	275	8
LJDC	278	291	297	310	288	300	309	9
LSF	262	241	250	256	299	279	284	5
CEMLAP	273	268	268	255	289	277	291	14
SM	266	266	277	259	287	291	287	-4
NSC	234	234	226	259	279	289	272	-17
SAH	249	245	270	277	281	274	279	5
RED SECST	262	260	265	270	285	282	285	3
Nacional	261	256	256	260	262	261	260	-1

6° Lectura	2013	2014	2015	2016	2018	Variación
LMRP	246	252	268	252	244	-8
LJDC	274	270	266	266	266	0
LSF	240	234	216	257	262	5
CEMLAP	261	245	264	255	268	13
SM	264	230	247	261	230	-31
NSC	241	232	253	262	260	-2
SAH	247	242	242	279	271	-8
RED SECST	253	244	251	262	257	-4
Nacional	250	240	247	249	250	1

6° Matemática	2013	2014	2015	2016	2018	Variación
LMRP	270	271	279	265	264	-1
LJDC	278	291	291	287	299	12
LSF	258	237	235	270	297	27
CEMLAP	270	259	270	267	266	-1
SM	267	236	257	269	249	-20
NSC	230	248	251	255	266	11
SAH	253	236	257	278	284	6
RED SECST	261	254	263	270	275	5
Nacional	250	249	252	252	251	5

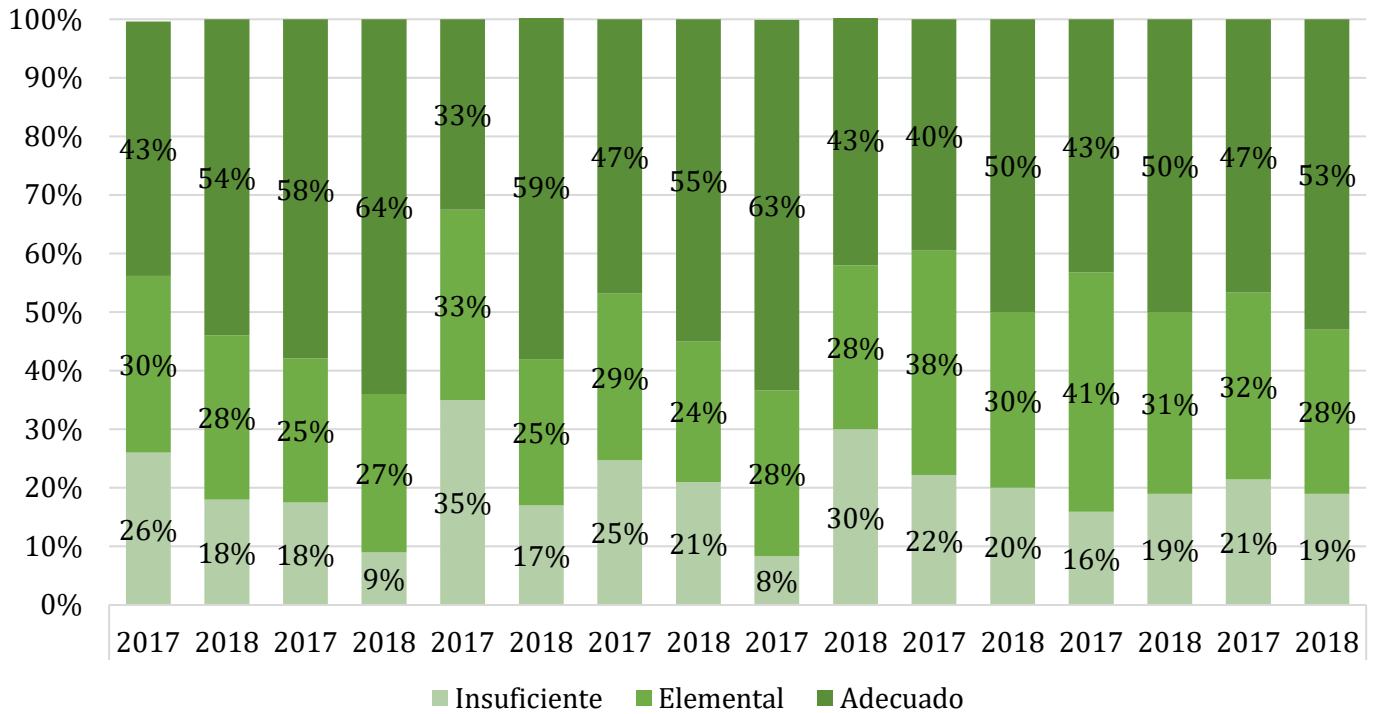
6° Cs Naturales	2014	2018	Variación
LMRP	268	256	-12
LJDC	256	272	16
LSF	249	246	-3
CEMLAP	251	267	16
SM	252	243	-9
NSC	243	259	16
SAH	268	283	15
RED SECST	255	261	6
Nacional	250	253	3

II° Lectura	2012	2013	2014	2015	2016	2017	2018	Variación
LMRP		276	250	269	250	257	251	-6
LJDC	280	273	258	259	267	270	253	-17
LSF	281	253	268	251	280	286	266	-20
CEMLAP	267	232	246	253	253	268	250	-18
LSB	250	254	249	243	241	225	246	21
SM	274	292	265	247	234	279	260	-19
SAH	219	230	217	251	234	256	275	19
RED SECST	262	259	250	253	251	263	257	-6
Nacional	259	254	252	247	247	252	249	-3

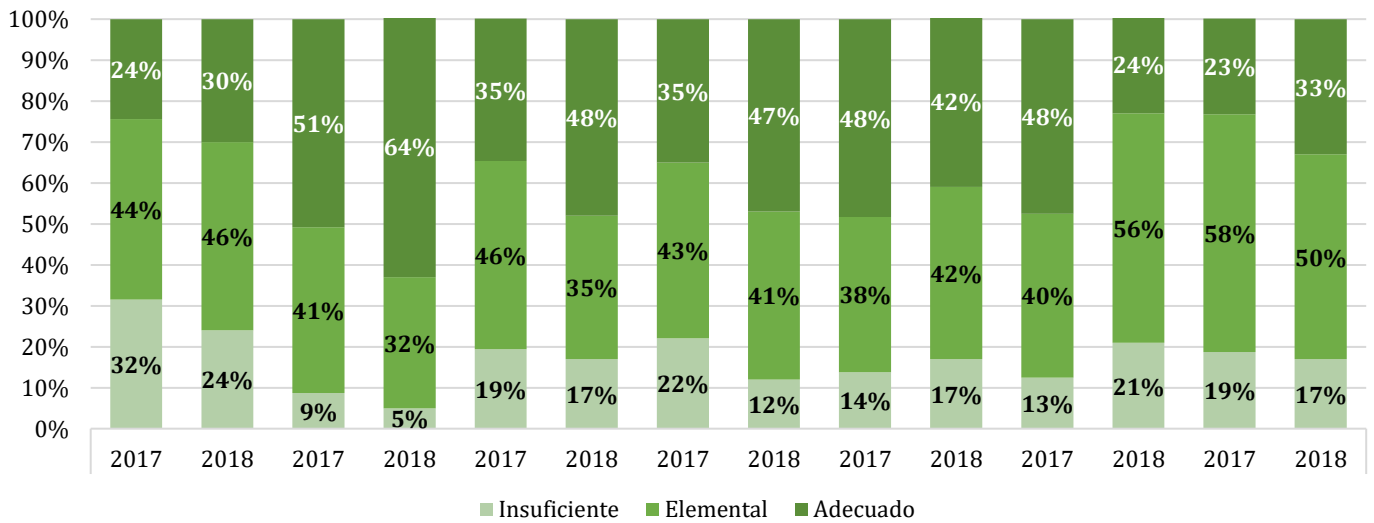
II° Matemática	2012	2013	2014	2015	2016	2017	2018	Variación
LMRP		292	272	308	308	295	287	-8
LJDC	309	289	290	295	285	287	268	-19
LSF	287	260	270	264	279	280	274	-6
CEMLAP	263	256	257	257	255	281	258	-23
LSB	271	267	249	270	253	244	230	-14
SM	295	296	300	280	274	296	277	-19
SAH	234	234	221	243	267	281	284	3
RED SECST	277	271	266	274	274	281	268	-13
Nacional	265	267	265	262	266	266	264	-2

II° Ciencias Naturales	2014	2016	2018	Variación
LMRP	250	263	248	-15
LJDC	256	259	245	-14
LSF	249	243	248	5
CEMLAP	246	230	244	14
LSB	227	208	217	9
SM	273	250	251	1
SAH	217	220	248	28
RED SECST	245	239	243	4
Nacional	250	242	243	1

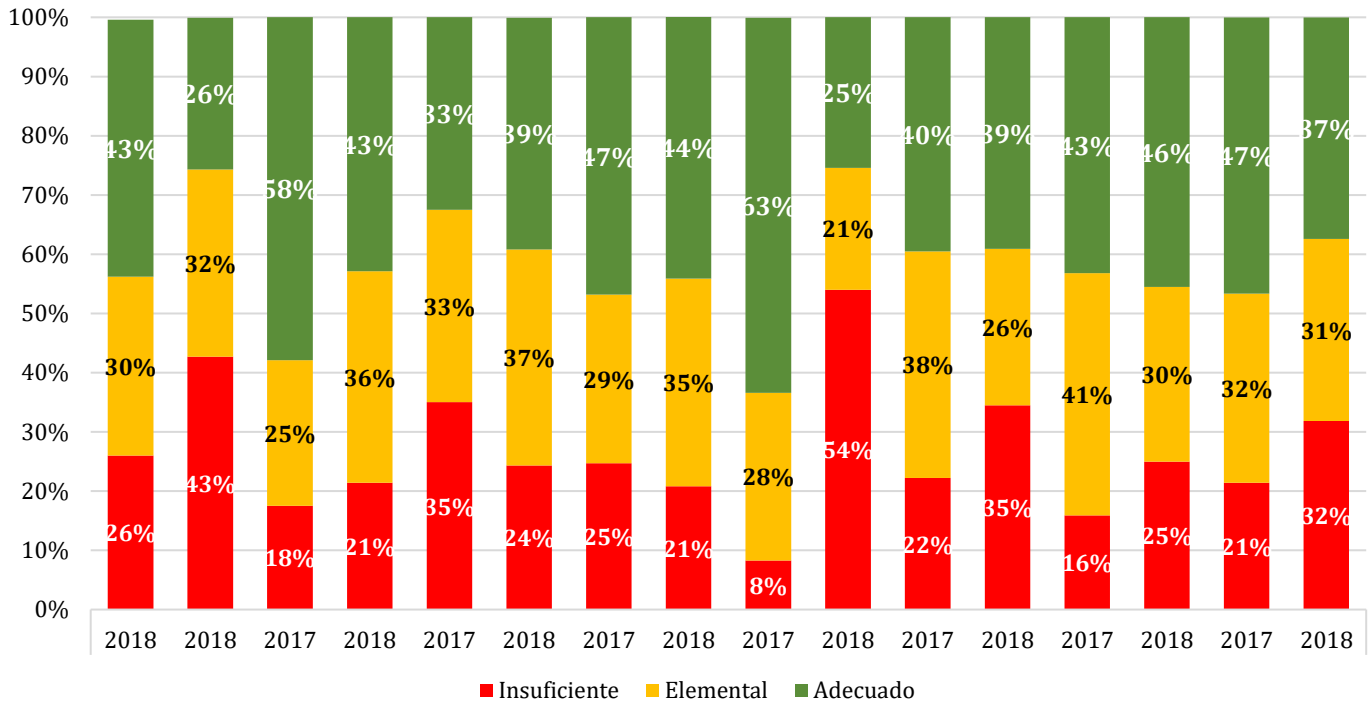
% de estudiantes por Niveles de Aprendizaje 207-208 4° Lectura



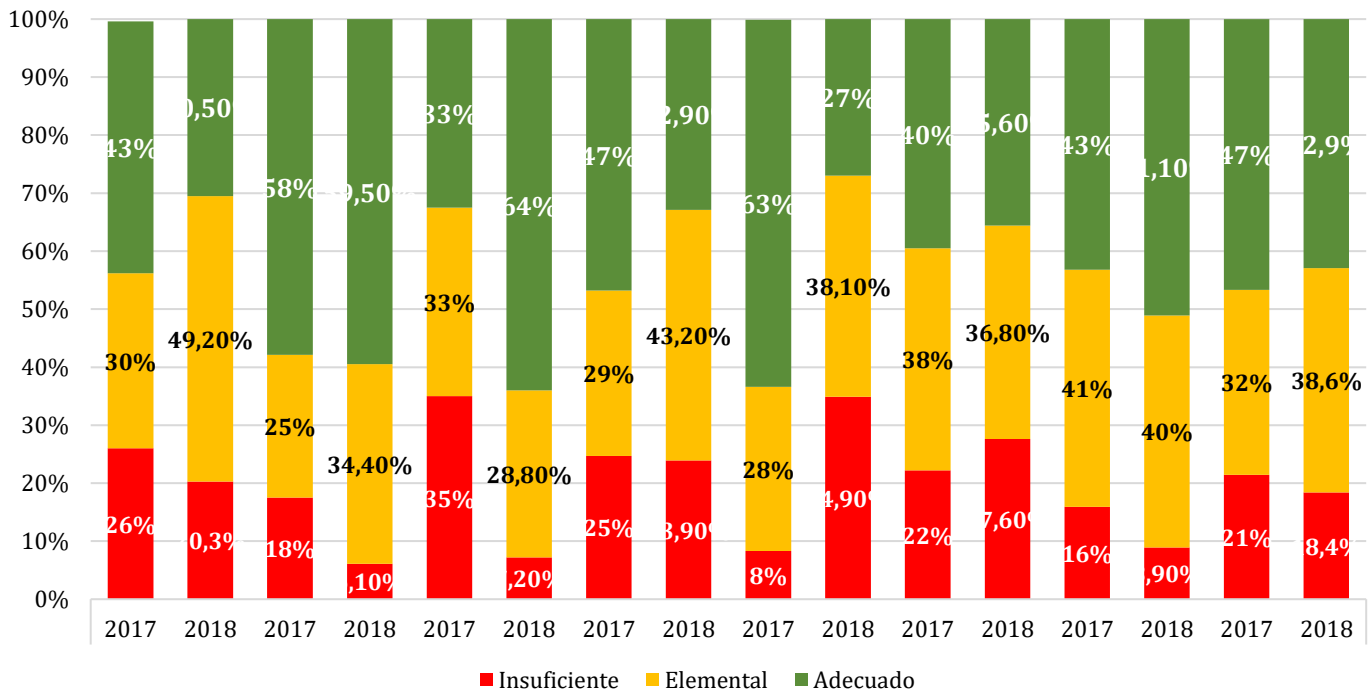
% de estudiantes por Nivel de Aprendizaje 2017 - 2018 4° Matemática



% de estudiantes por Nivel de Aprendizaje 2017 - 2018 6° Lectura



% de estudiantes por Nivel de Aprendizaje 2017 - 2018 6° Lectura



PRUEBAS DE COBERTURA 2018

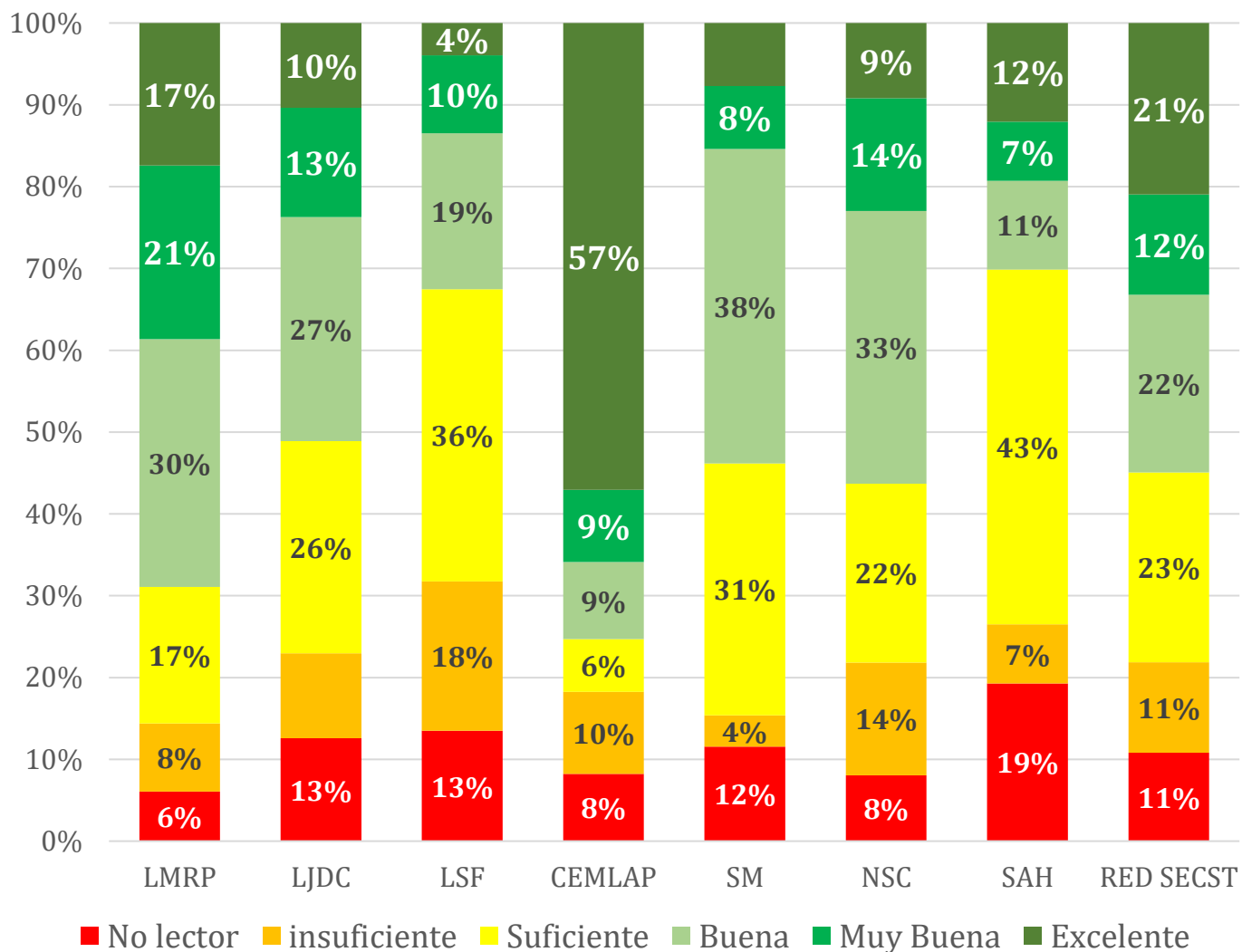
LENGUAJE

	LMRP		LJDC		LSF		CEMLAP		LSBD		SM		NSC		SAH	
	1 Sem	2 Sem	1 Sem	2 Sem	1 Sem	2 Sem	1 Sem	2 Sem	1 Sem	2 Sem	1 Sem	2 Sem	1 Sem	2 Sem	1 Sem	2 Sem
1°	90%	65%	91%	81%	83%	74%	90%	78%			91%	91%	81%	76%	87%	83%
2°	81%	71%	88%	87%	76%	75%	85%	75%			82%	75%	82%	79%	76%	80%
3°	74%	61%	82%	72%	66%	56%	69%	64%			75%	65%	78%	68%	64%	57%
4°	77%	69%	74%	63%	68%	60%	70%	63%			75%	68%	73%	69%	69%	62%
5°	73%	64%	65%	61%	56%	51%	73%	57%			75%	61%	71%	59%	67%	63%
6°	65%	57%	63%	59%	64%	56%	62%	54%			63%	59%	68%	61%	60%	56%
7°	60%	56%	60%	63%	57%	53%	53%	54%			57%	53%	68%	68%	60%	56%
8°	58%	55%	50%	53%	54%	54%	52%	49%			57%	59%	63%	58%	52%	55%
I°	50%	59%	50%	54%	47%	51%	43%	49%	S/I	48%	47%	57%			49%	53%
II°	56%	53%	53%	53%	55%	51%	49%	49%	S/I	47%	56%	55%			55%	54%
III°	57%	56%	58%	55%	58%	57%	50%	52%	S/I	46%	62%	61%			58%	57%

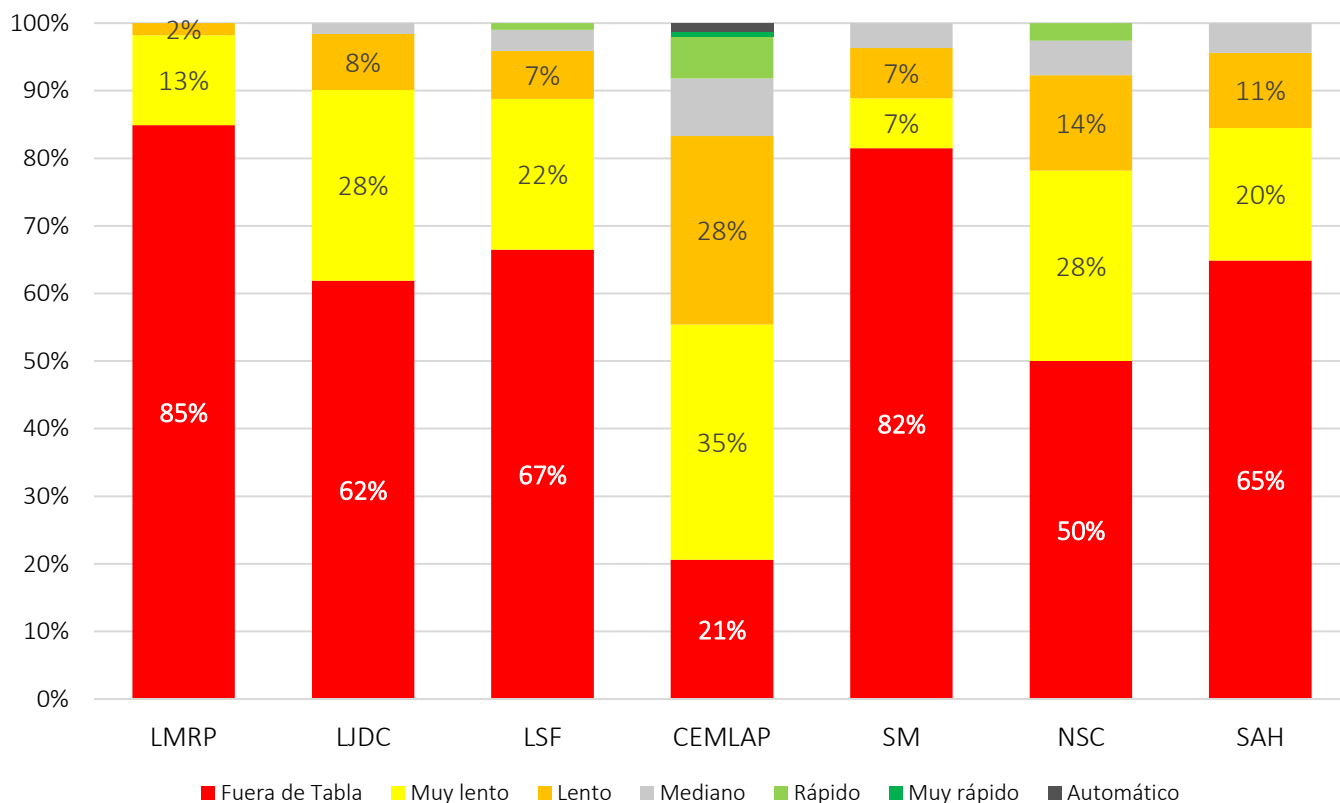
MATEMATICA

	LMRP		LJDC		LSF		CEMLAP		LSBD		SM		NSC		SAH	
	1 Sem	2 Sem	1 Sem	2 Sem	1 Sem	2 Sem	1 Sem	2 Sem	1 Sem	2 Sem	1 Sem	2 Sem	1 Sem	2 Sem	1 Sem	2 Sem
1°	89%	86%	85%	81%	71%	65%	90%	71%	N/A	N/A	90%	81%	77%	70%	88%	78%
2°	82%	82%	86%	87%	68%	81%	87%	83%	N/A	N/A	82%	82%	83%	85%	74%	74%
3°	71%	61%	79%	78%	68%	60%	66%	64%	N/A	N/A	71%	60%	68%	66%	66%	59%
4°	67%	68%	81%	72%	67%	69%	66%	72%	N/A	N/A	77%	79%	77%	76%	65%	67%
5°	55%	54%	48%	53%	50%	45%	52%	45%	N/A	N/A	63%	60%	56%	64%	55%	52%
6°	52%	56%	62%	58%	60%	54%	59%	54%	N/A	N/A	49%	50%	56%	67%	55%	49%
7°	59%	45%	53%	47%	50%	42%	53%	41%	N/A	N/A	55%	47%	54%	51%	52%	43%
8°	47%	46%	51%	48%	45%	43%	47%	41%	N/A	N/A	48%	49%	59%	52%	49%	48%
I°	63%	55%	66%	58%	49%	44%	45%	38%	S/I	35%	50%	42%	N/A	N/A	58%	54%
II°	47%	53%	49%	49%	39%	37%	38%	34%	S/I	39%	51%	51%	N/A	N/A	67%	55%
III°	55%	54%	53%	52%	50%	45%	33%	39%	S/I	32%	66%	53%	N/A	N/A	51%	47%

LECTURA 2 PRIMERO BÁSICO RED SECST 2019



Cálculo Mental 2° básico sumas y restas Mayo 2019



Velocidad Lectora 2° básico Abril 2019

